



ARROWMARK FINANCIAL CORP.

A CLOSED-END FUND LISTED ON NASDAQ (TICKER: BANX)
QUARTERLY UPDATE | 2Q 2023

Filed Pursuant to Rule 497(a)
Registration No. 333-197689
Rule 482ad

Disclaimers & Disclosures

Forward-Looking Statements

This presentation, and all oral statements made regarding the subject matter of this communication, contain forward-looking statements, including statements regarding the matters described in this presentation. Such forward-looking statements reflect current views with respect to future events and financial performance. Statements that include the words "should," "would," "expect," "intend," "plan," "believe," "project," "anticipate," "seek," "will," and similar statements of a future or forward-looking nature identify forward-looking statements in this material. All such forward-looking statements involve estimates and assumptions that are subject to risks, uncertainties and other factors that could cause actual results to differ materially from the results expressed in the statements. Actual future results may differ significantly from those stated in any forward-looking statement, depending on factors such as changes in securities or financial markets or general economic conditions, the volume of sales and purchases of shares of common stock, the continuation of investment advisory, administrative and service contracts, and other risks discussed from time to time in ArrowMark Financial Corp.'s (NASDAQ: BANX) ("Fund") filings with the SEC, which are available at the SEC's website <http://www.sec.gov>. Any forward-looking statements speak only as of the date of this communication. The Fund undertakes no obligation to update or revise any forward-looking statements, whether as a result of new information, future events or otherwise. You are cautioned not to place undue reliance on these forward-looking statements that speak only as of the date hereof.

About ArrowMark Financial Corp.

ArrowMark Financial Corp. is an SEC registered non-diversified, closed-end fund listed on the NASDAQ Global Select Market under the symbol "BANX." Its investment objective is to provide shareholders with current income. BANX's primary investment objective is to provide stockholders with current income. We attempt to achieve our investment objectives through investments in preferred equity, subordinated debt, convertible securities, regulatory capital relief securities and, to a lesser extent, common equity. Together with banks, we refer to these types of companies as banking-related and intend, under normal circumstances, to invest at least 80% of the value of our net assets plus the amount of any borrowings for investment purposes in such businesses. There is no guarantee that we will achieve our investment objective. The Fund is managed by ArrowMark Asset Management LLC ("ArrowMark").

ArrowMark Asset Management, LLC is majority owned by ArrowMark Colorado Holdings LLC ("ArrowMark Partners"). ArrowMark Partners is a registered investment adviser. ArrowMark has entered into a staffing agreement (the "Staffing Agreement") with its parent company, ArrowMark Partners and several of its affiliates. Under the Staffing Agreement, ArrowMark Partners provides experienced investment professionals to ArrowMark and provides access to their senior investment personnel. ArrowMark capitalizes on the significant deal origination, credit underwriting, due diligence, investment structuring, execution, portfolio management and monitoring of ArrowMark Partners' investment professionals.

About Destra Capital Advisors

Founded in 2008, Destra Capital Advisors LLC ("Destra") was built to help independent thought leaders achieve better wealth outcomes by sourcing the next generation of investment solutions. Destra provides secondary market services for eleven listed closed-end funds by responding to investor inquiries, providing information about the Funds and their portfolios, assisting with communication efforts, and speaking with institutional investors and financial advisors.

Destra Capital Advisors LLC, a registered investment advisor, is providing secondary market servicing for the Fund. To learn more, visit ir.arrowmarkfinancialcorp.com or contact Destra Capital Advisors at 877-855-3434 or BANX@destracapital.com.



ARROWMARK FINANCIAL CORP.

[ArrowMark Financial Corp. \(BANX\)](#)

[Portfolio and Performance](#)

[Regulatory Capital Relief Overview](#)

[Financials](#)

[Key Personnel](#)

ArrowMark Financial Corp. (NASDAQ: BANX) Overview

ArrowMark Financial Corp. (BANX) (the "Fund") SEC registered closed-end investment management fund

Inception Date	November 13, 2013
Investment Objective	The Fund's primary investment objective is to provide shareholders with current income. The Fund's strategy has a focus on income generation, capital preservation, and providing risk-adjusted rates of return.
Investment Adviser	ArrowMark Asset Management LLC ("ArrowMark") is one of the largest and longest-tenured investors in the regulatory capital relief or risk-sharing market, with a 13-year track record partnering with the leading global bank issuers.
Investment Positioning	Meaningful floating rate assets (~86%) may position the portfolio well for rising rate environments
History	ArrowMark Asset Management was appointed investment advisor to the Fund in February 2020. Subsequently, the Fund changed its name from StoneCastle Financial Corp. to ArrowMark Financial Corp.
Total Assets	\$201 million
Premium / Discount to NAV	(21.70%)
Distribution Rate¹ <i>(Annualized)</i>	9.4% with quarterly distributions
Since Inception NAV Return² <i>(Annualized)</i>	7.47%

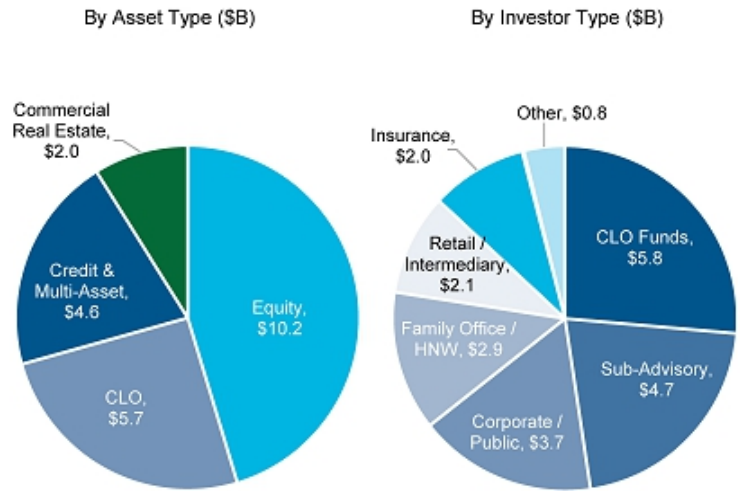
Data as of 6/30/2023. Past performance is no guarantee of future results. ¹Distributions from net investment income, if any, are declared and paid quarterly. Distributions, if any, of net short-term capital gain and net capital gain (the excess of net long-term capital gain over the short-term capital loss) realized by the Fund, after deducting any available capital loss carryovers, are declared and paid to shareholders at least annually. Income distributions and capital gain distributions are determined in accordance with U.S. federal income tax regulations, which may differ from U.S. GAAP. These differences include the treatment of non-taxable distributions, losses deferred due to wash sales and excise tax regulations. Permanent book and tax basis differences relating to shareholder distributions will result in reclassifications within the components of net assets. ²The Fund commenced operations on November 13, 2013.

About ArrowMark Partners

ArrowMark Partners At-A-Glance

- Active investment process, driven by fundamental research and analysis
- Specialized expertise in niche credit and capacity constrained equity markets
- Manage alternative, traditional, and customized investment strategies in public and private vehicles
- 95 employees and growing
- 44 tenured investment professionals
- 100% employee-owned
- 50% of firm partners are women and/or minorities
- Headquartered in Denver, CO with presence in California, London, and New York

\$22.5 billion in Assets Under Management¹



As of 6/30/2023. Investor Type as of 3/31/2023. ¹CRE AUM includes real estate related assets originated and/or currently managed or advised by ArrowMark or its affiliate. Other includes sovereign wealth, not-for-profit institutions, and internal capital. Firm level track record is available upon request.

Experienced, Senior Investment Team

BANX Investment Committee			
Kaelyn Abrell <i>Partner</i> 24 Years' Experience	Sanjai Bhonsle <i>Partner</i> 28 Years' Experience	Karen Reidy <i>Partner</i> 34 Years' Experience	
Investment Team			
Regulatory Capital Relief	Community Banking	Hedged Equity	Structured Credit
Kaelyn Abrell 24 Years' Experience Tim Beresford 23 Years' Experience Alexis De Vrieze 15 Years' Experience Scott Brody 13 Years' Experience Penny Tan 10 Years' Experience Maia Allen 2 Years' Experience	Dana Staggs 20 Years' Experience AJ Somers 16 Years' Experience Andrew Schott 12 Years' Experience	Clay Freeman 19 Years' Experience	Corissa Thornton 16 Years' Experience Hege Lepire 10 Years' Experience
Restructurings / Workouts			
Sanjai Bhonsle	Dana Staggs	AJ Somers	

Team as of 6/30/2023. There can be no assurance that any particular individual will be involved in the management of any particular portfolio for any given period of time, if at all.



ARROWMARK FINANCIAL CORP.

ArrowMark Financial Corp. (BANX)

[Portfolio and Performance](#)

Regulatory Capital Relief Overview

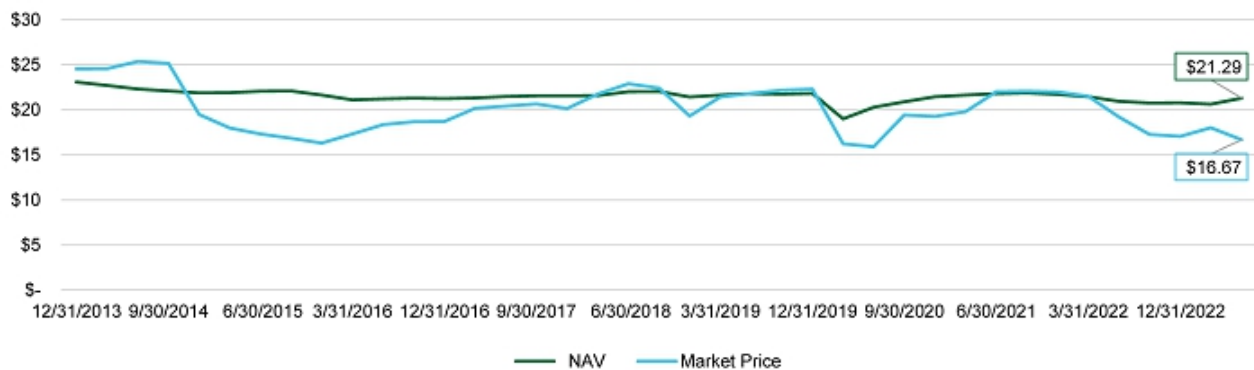
Financials

Key Personnel



BANX has produced a relatively stable and consistent NAV from a high-quality investment portfolio

BANX Relative Value: Net Asset Value ("NAV") Benchmarked Against Market Price



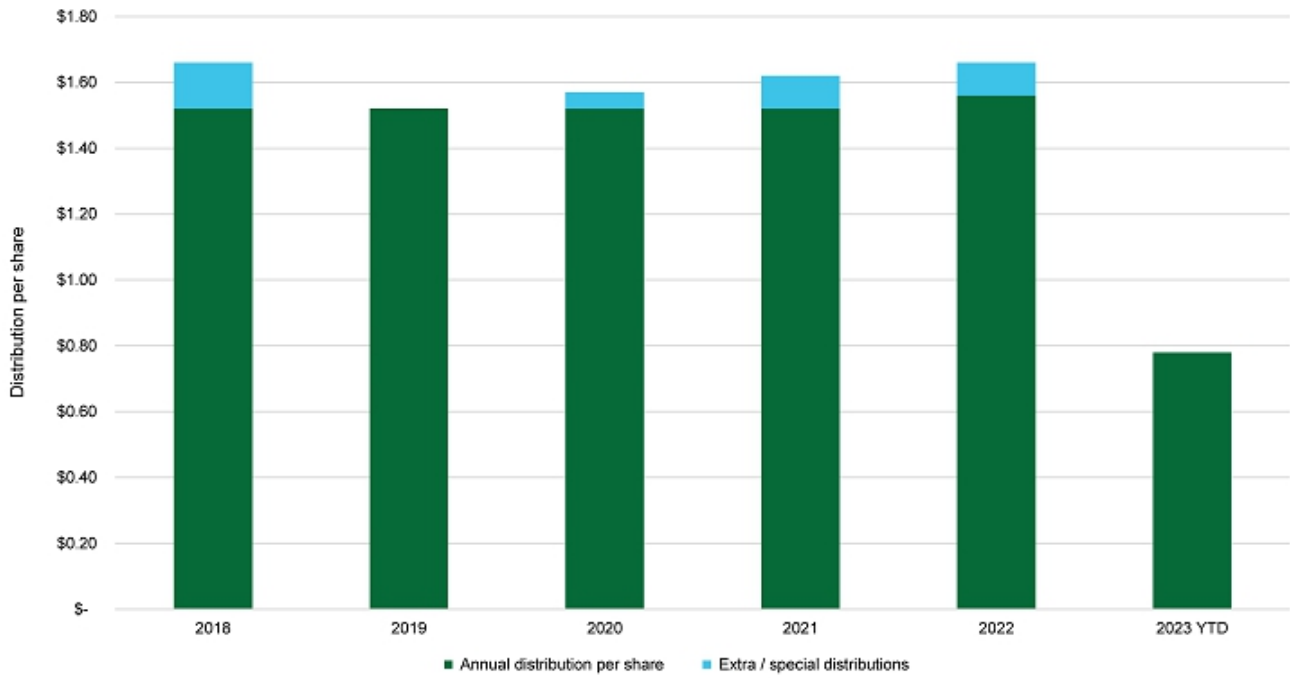
Annual Total Returns (As of 6/30/2023)	1 Year	3 Year	5 Year	Since Inception ³
BANX NAV	11.93%	10.63%	8.40%	7.47%
BANX Market Price	-4.41%	10.57%	2.01%	4.10%
Bloomberg Aggregate ¹	-0.94%	-3.96%	0.77%	1.50%
Bloomberg High Yield ²	9.06%	3.14%	3.36%	4.12%

Data as of 6/30/2023. Past performance is no guarantee of future results. Source: BNY, ArrowMark Financial Corp. NAV calculation includes management fee and all other expenses paid by the Fund. Dividends are reinvested in accordance with the Fund's Dividend Reinvestment Plan. Market Price calculation based on share market price and reinvestment of distributions at the price obtained under the Dividend Reinvestment Plan. Total return does not include sales load and offering expenses.

¹Bloomberg U.S. Aggregate Bond Index ("Bloomberg Aggregate") (including interest income) covers the U.S. dollar-denominated, investment-grade, fixed-rate, taxable bond market of SEC-registered securities. The index includes bonds from the Treasury, government agency, corporate, plus mortgage- and asset-backed sectors. ²Bloomberg U.S. Corporate High Yield 2% Issuer Capped Index ("Bloomberg High Yield") is an index that measures the performance of high yield, non-investment grade corporate bonds, with a maximum allocation of 2% to any one issuer. ³ArrowMark Financial Corp. commenced operations on November 13, 2013.

BANX has consistently out-earned its quarterly distribution

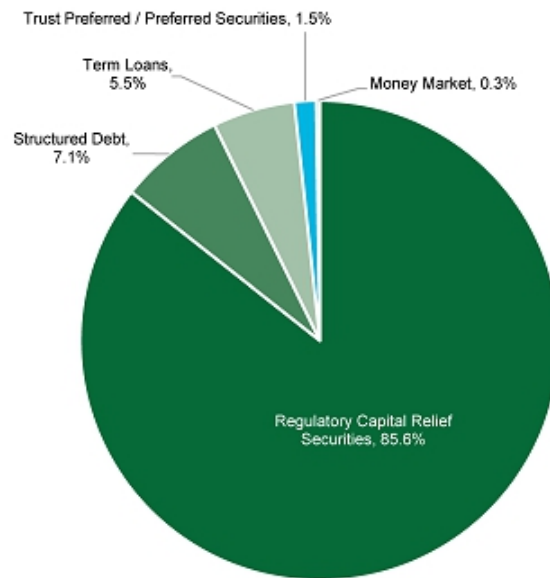
5 Years of Consistent Distributions¹ (As of 1/1/2018 – 6/30/2023)



Data as of 6/30/2023. Source: ArrowMark Financial Corp. ¹Distributions from net investment income, if any, are declared and paid quarterly. Distributions, if any, of net short-term capital gain and net capital gain (the excess of net long-term capital gain over the short-term capital loss) realized by the Fund, after deducting any available capital loss carryovers are declared and paid to shareholders at least annually. Income distributions and capital gain distributions are determined in accordance with U.S. federal income tax regulations, which may differ from U.S. GAAP. These differences include the treatment of non-taxable distributions, losses deferred due to wash sales and excise tax regulations. Permanent book and tax basis differences relating to shareholder distributions will result in reclassifications within the components of net assets.

Meaningful floating rate assets may position the Fund well for rising rate environment

Fund Exposure (As of 6/30/2023)



Diversification does not eliminate the risk of experiencing investment loss.



ARROWMARK FINANCIAL CORP.

ArrowMark Financial Corp. (BANX)

Portfolio and Performance

[Regulatory Capital Relief Overview](#)

Financials

Key Personnel



What Are Regulatory Capital Relief Transactions?

Diversified Pools of Performing Collateral

- Performing loans and revolving lines of credit extended to investment grade and near investment grade borrowers
- Collateral is originated with the intention to be held on the balance sheet as part of the issuing bank's core lending book
- Geographic, sector, and individual borrower diversification enforced by transaction guidelines

Structural Alignment with Issuing Banks

- Issuers retain material exposure to underlying collateral through the transaction structure
- Banks are incentivized to maintain underwriting discipline in an effort to minimize defaults and, if defaults occur, maximize recoveries
- Investors benefit from the issuing bank's borrower relationships as well as their underwriting, monitoring, and workout resources

Income-Driven Returns with Low Correlation

- Performance primarily driven by income from floating-rate coupons
- Historical returns characterized by resilience during periods of market and/or macroeconomic stress
- Low historical correlation to most traditional and alternative asset classes

Effective Tool for Large, Global Bank Issuers

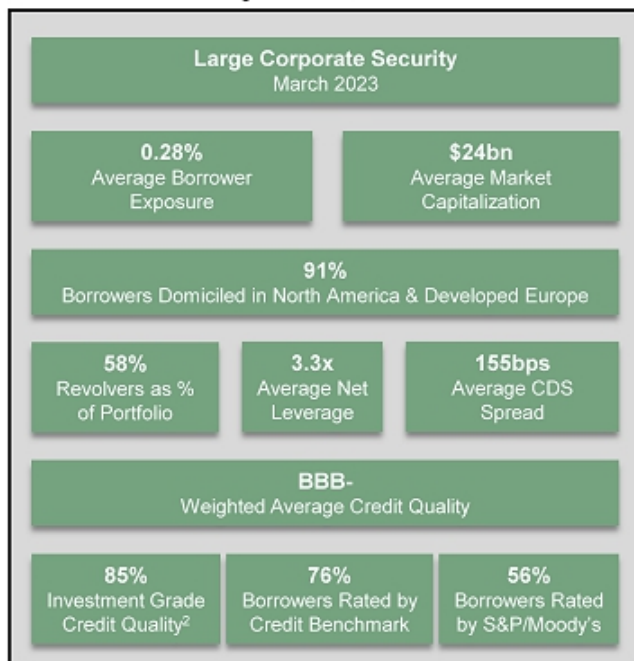
- Transactions are a core balance sheet optimization tool and complement other efforts to optimize capital levels, reduce balance sheet concentrations, manage lending capacity, and respond to regulatory and/or accounting changes
- Enable banks to maintain core lending activities that are often prerequisites to gaining investment and commercial banking business
- Benefits reinforced by issuance growth and issuer expansion across the U.K., Europe, Canada, U.S., and Asia

Past performance is no guarantee of future results. Diversification does not eliminate the risk of experiencing investment loss. Please review the "Certain Risk Factors" and "Potential Conflicts of Interest" sections in the Partnership's Memorandum for a more complete description of the risks and conflicts of interest associated with investing in the Partnership.

Regulatory Capital Relief securities offer investors a diversified pool of performing collateral with strong credit quality

Typical Reference Portfolio Characteristics	
Collateral Description	<ul style="list-style-type: none"> ▪ Originated with the intention to be held on the issuing bank's balance sheet ▪ Performing at the time of security issuance ▪ Remain part of the bank's core loan portfolio after issuance
Credit Quality	<ul style="list-style-type: none"> ▪ Investment grade / near investment grade weighted average ▪ Individual exposures range from AA to B-; nothing below B- at issuance ▪ Limits on the size of individual and aggregate exposures to sub-investment grade borrowers
Diversification Guidelines	<ul style="list-style-type: none"> ▪ Geographic ▪ Sector ▪ Borrower

Security Reference Portfolio¹



¹The investments described herein are noted for illustration purposes only and are included to illustrate the way in which the Partnership would invest in certain securities. It should not be assumed that this example or future investments will be profitable. If any assumptions used do not prove to be true, results may vary substantially. Diversification does not eliminate the risk of experiencing investment loss. Characteristics are based on the composition of the collateral pool at issuance in March 2023. ²Credit quality based on issuing bank's internal rating methodology.

Unique issuer alignment and investment characteristics

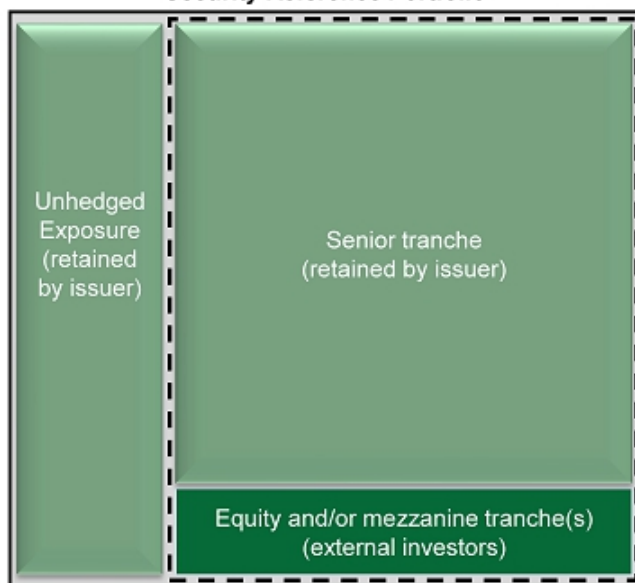
Banks are Incentivized to Maintain Disciplined Underwriting Processes and Standards

Issuing Bank Retention	<ul style="list-style-type: none"> ▪ Unhedged exposure outside the security structure ▪ Senior tranche ▪ Equity tranche of mezzanine-only tranche issuances
-------------------------------	--

Security Attributes Align with Investors' Objectives

Coupon	<ul style="list-style-type: none"> ▪ Floating rate ▪ Base rate plus a contractual spread ▪ Paid/distributed quarterly ▪ <u>Not</u> subject to potential discretionary suspension
Duration	<ul style="list-style-type: none"> ▪ 0.25 years
Expected Maturity	<ul style="list-style-type: none"> ▪ 3 to 5 years for new issues
Issuer	<ul style="list-style-type: none"> ▪ Established global financial institutions in the U.K., Europe, Canada, U.S., and Asia

Security Reference Portfolio¹



 Denotes the regulatory capital relief security

The above characteristics are hypothetical and do not represent a particular investment.

Risk sharing an effective tool for Banks' balance sheet management

	Under Basel II (\$mm)	Under Basel III (\$mm)	Under Basel III with a Regulatory Capital Relief Transaction (\$mm)
Reference Portfolio	\$1,000	\$1,000	\$1,000
Risk-Weighted Assets	\$1,000	\$1,000	\$500
Portfolio Yield to the Bank <i>(assumes 5% weighted average coupon)</i>	\$50	\$50	\$50
Coupon Paid to Investors	n/a	n/a	-\$9
Bank Cost of Capital	-\$34.8	-\$42.6	-\$36.3
Net Interest Margin	\$15.2	\$7.4	\$4.7
Tier 1 Capital Ratio	4.0%	10.5%	10.5%
Required Tier 1 Capital	\$40	\$105	\$52.5
Return on Tier 1 Capital	38.0%	7.0%	9.0%

Reduced by 50%

160%+ increase in required tier 1 capital negatively impacts a bank's return on capital

- Return on Tier 1 Capital increases +27% from 7.0% to 9.0%
- \$52.5mm of Tier 1 Capital can be redeployed

The above example is hypothetical and does not represent the economics of a particular bank. Small changes to any of the assumptions incorporated in the example may lead to a significant change in outputs. Assumptions in the example include: 1) 100% risk weighting for exposures to corporate credit; 2) 50% reduction in risk weighted assets for the bank through the issuance of a regulatory capital relief security with a \$90mm equity tranche and 10% coupon; 3) 5% weighted average coupon for the reference portfolio; 4) 3% debt cost of capital and 15% equity cost of capital.



ARROWMARK FINANCIAL CORP.

ArrowMark Financial Corp. (BANX)

Portfolio and Performance

Regulatory Capital Relief Overview

[Financials](#)

Key Personnel



Statement of Assets and Liabilities (unaudited)

	June 30, 2023	March 31, 2023
Assets		
Investments in securities, at fair value cost: \$205,733,284 and \$214,753,899 respectively	\$196,396,879	\$186,567,365
Interest and dividends receivable	3,550,534	3,353,533
Foreign cash (cost: \$25,704 and \$21,298 respectively)	64,965	21,746
Cash	73,336	73,336
Unrealized appreciation on forward currency exchange contracts	274,194	-
Prepaid assets	919,637	1,038,288
Total assets	201,279,545	191,054,268
Liabilities		
Loan payable	48,900,000	43,400,000
Investment advisory fee payable	878,185	823,746
Loan interest payable	38,422	14,140
Unrealized depreciation on forward currency exchange contracts	-	154,455
Accrued expenses payable	151,737	114,463
Total liabilities	49,968,344	44,506,804
Net Assets	\$151,311,201	\$146,547,464
Net Assets consist of:		
Common stock at par (\$0.001 per share)	\$7,108	\$7,107
Paid-in-Capital	156,572,754	156,791,045
Total distributable earnings / (loss)	(5,268,661)	(10,250,688)
Net Assets	\$151,311,201	\$146,547,464
Net Asset Value Per Share:		
Common Stock Shares Outstanding	7,108,302	7,106,557
Net asset value per common share	\$21.29	\$20.62
Market price per share	\$16.67	\$18.00
Market price premium/(discount) to net asset value per share	-21.70%	-12.71%

Statement of Operations (unaudited)

	For The Three Months Ended June 30, 2023	For The Three Months Ended March 31, 2023
Interest	\$ 6,631,825	\$ 6,599,658
Dividends	\$ 70,093	\$ 101,417
Other income (service fees and due diligence fees)	\$ 65,760	\$ 67,139
Total Investment Income	6,767,678	6,768,214
Investment advisory fees	878,185	823,746
Interest expense	799,140	918,060
Directors' fees	113,911	97,644
Transfer agent, custodian fees and administrator fees	86,862	85,115
Bank administration fees	73,398	72,592
Professional fees	78,996	74,675
Investor relations fees	59,835	58,149
Delaware franchise tax	16,459	16,091
Insurance expense	14,293	14,136
Valuation fees	52,899	51,604
Miscellaneous fees (proxy, rating agency, etc.)	213,546	167,548
Total expenses	2,387,524	2,379,360
Net Investment Income	4,380,154	4,388,854
Net realized gain / (loss) on investments	(100,371)	(106,693)
Net realized gain from forward foreign currency contracts	(2,346,360)	(140,205)
Net realized gain / (loss) from foreign currency translations	1,259,779	(704,738)
Net change in net unrealized appreciation / (depreciation) on investments	3,891,866	(2,083,681)
Net change in unrealized appreciation / (depreciation) on forward currency contracts	428,649	243,796
Net change in unrealized appreciation / (depreciation) on foreign currency translations	(7,102)	(4,969)
Net realized and unrealized gain/(loss) on investments, forward foreign currency contracts and foreign currency translations	3,126,461	(2,796,490)
Net Increase in Net Assets Resulting From Operations	\$ 7,506,615	\$ 1,592,364

Financial Highlights (unaudited)

	For The Three Months Ended June 30, 2023	For The Three Months Ended March 31, 2023
Per Share Operating Performance		
Net Asset Value, beginning of period	\$20.62	\$20.79
Net investment income ⁽¹⁾	0.62	0.62
Net realized and unrealized gain (loss) on investments	0.44	(0.40)
Total from investment operations	1.06	0.22
Less distributions to shareholders		
From net investment income	(0.39)	(0.39)
Total distributions	(0.39)	(0.39)
Net asset value, end of period	\$21.29	\$20.62
Per share market value, end of period	\$16.67	\$18.00
Total Investment Return ⁽²⁾		
Based on market value	-5.19%	8.08%
Based on net asset value	5.70%	1.48%
Ratios and Supplemental Data		
Net assets, end of period (in millions)	\$151.3	\$146.5
Ratios (as a percentage to average net assets):		
Expenses before waivers ⁽³⁾⁽⁴⁾	6.47%	6.55%
Expenses after waivers ⁽⁵⁾	6.47%	6.55%
Net investment income ⁽⁶⁾	11.86%	12.09%
Portfolio turnover rate **	5%	2%
Revolving Credit Agreement		
Total revolving credit agreement outstanding (000's)	\$48,900	\$43,400
Asset coverage per \$1,000 for revolving credit agreement ⁽⁷⁾	4.094	4.377

(1) Based on the average shares outstanding during quarter.

(2) Reflects reinvestment of distributions at the price obtained under the Dividend Reinvestment Plan.

Total return does not include sales load and offering expenses and are not annualized.

(3) Excluding interest expense, the ratio would have been 4.30% and 4.02%.

(4) Ratio of expenses before waivers to average managed assets equals 4.93% and 4.85%.

(5) Ratio of expenses after waivers to average managed assets equals 4.93% and 4.85%.

(6) Ratio of net investment income to average managed assets equals 9.04% and 8.94%.

(7) Calculated by subtracting the Company's total liabilities (excluding the loan) from the Company's total assets and dividing the amount by the loan outstanding in 000's.

* Annualized

**Not-annualized



ARROWMARK FINANCIAL CORP.

ArrowMark Financial Corp. (BANX)

Portfolio and Performance

Regulatory Capital Relief Overview

Financials

[Key Personnel](#)



Key Fund Personnel

SANJAI BHONSLE | CHAIRMAN & CEO

Mr. Bhonsle was elected Chairman & CEO of ArrowMark Financial Corp. in February 2020.

Mr. Bhonsle joined ArrowMark Partners in October 2012 and serves as Partner and Portfolio Manager for ArrowMark's Partners leveraged loan investments and collateralized loan obligation funds. Prior to joining the firm, he founded MB Consulting Partners in 2009, where he specialized in financial and operational restructuring advisory to stressed and distressed middle-market companies. With more than 10 years of restructuring experience, he has led several assignments across various industries.

Sanjai was a Senior Portfolio Manager at GSO Capital Partners, a subsidiary of The Blackstone Group, and member of the Investment and Management Committee (2005-2009). Prior to joining GSO Capital Partners, Sanjai was an Assistant Portfolio Manager for RBC Capital Partners' debt investment group and was a member of the Investment Committee (2001-2005). He also led the group's restructuring efforts related to distressed investments and represented the firm's interests on creditor committees. From 1999-2001, Sanjai was a Senior Investment Analyst at Indosuez Capital Partners. Sanjai received a bachelor's degree in Mechanical Engineering from the University of Wisconsin - Madison and an MBA from the Eli Broad Graduate School of Management at Michigan State University.

DANA STAGGS | PRESIDENT

Mr. Staggs leads the private direct lending strategy at ArrowMark and is a team member of ArrowMark's Capital Solution's Group where he sources, structures, and manages non-control private equity and private debt instruments. Prior to joining ArrowMark Partners in 2017, he worked in similar capacities at firms to include Goldman Sachs & Co., Barclays Private Credit Partners LLC and GE Capital. Mr. Staggs previously served over 10 years as a surface warfare officer in the U.S. Navy, having attained the rank of Lieutenant Commander. He earned a Bachelor of Science degree in Physics from the United States Naval Academy and an MBA from The Mason School of Business at the College of William and Mary.

Key Fund Personnel

PATRICK J. FARRELL | CHIEF FINANCIAL OFFICER

Mr. Farrell was re-elected as ArrowMark Financial Corp.'s Chief Financial Officer in February 2020. He has served in this role since April 2014. Mr. Farrell is responsible for all financial and accounting activities at ArrowMark Financial.

Mr. Farrell has served as Chief Financial Officer at StoneCastle Partners, LLC since 2014. Mr. Farrell has served as a Director of StoneCastle Trust Co. since January 2021. He has over thirty-eight years of hands-on management experience in finance and accounting, specifically focused on domestic and off-shore mutual funds, bank deposit account programs, investment advisory and broker dealer business.

Previously, Mr. Farrell was CFO/COO of the Emerging Managers Group, LP, a specialty asset management firm focused on offshore mutual funds. Prior to that, Pat was CFO at Reserve Management. Earlier in his career, Pat held financial positions at Lexington Management, Drexel Burnham Lambert, Alliance Capital and New York Life Investment Management, all focused on investment advisory activities. He began his career as an auditor at Peat Marwick Mitchell & Co. in New York. Pat holds a BS in Business Administration-Accounting from Manhattan College.

Mr. Farrell is a Certified Public Accountant in New York State and a member of the American Institute of Certified Public Accountants.

RICK GROVE | CHIEF COMPLIANCE OFFICER

Mr. Grove was elected Chief Compliance Officer of ArrowMark Financial Corp. in February 2020.

He is a Principal and Chief Compliance Officer at ArrowMark Partners. He is also the Vice President, Chief Compliance Officer and Secretary for Meridian Fund, Inc. Before joining ArrowMark Partners in 2008, he was Vice President and Chief Compliance Officer for Black Creek Global Advisors (2007-2008). Prior to that position, Rick served as Vice President and Chief Compliance Officer for Madison Capital Management (2005-2007), Assistant Vice President and Director of Compliance at Janus Capital Group (1993-2005), and Fund Accountant for Oppenheimer Funds (1992-1993). Rick graduated from the University of Wyoming with a bachelor's degree in Accounting.

Contact Information



ARROWMARK FINANCIAL CORP.

NASDAQ: BANX

100 Fillmore Street, Suite 325
Denver, Colorado 80206
303.398.2929 [MAIN](https://www.arrowmarkfinancialcorp.com)
ir.arrowmarkfinancialcorp.com



Destra

443 N. Willson Avenue,
Bozeman, Montana 59715
877.855.3434
www.destracapital.com